




Reznor Separated Combustion Systems

Following is an overall description of Separated Combustion Systems as it relates to Models UDAS and UDBS. For more specific separated combustion venting information, especially as it relates to Model UEAS, please see the appropriate installation manual.

The manufacturer of Reznor heating equipment, for years, has pioneered in separated combustion system technology, eliminating "open flame" combustion problems. This has resulted in a complete line of Reznor products using the separated combustion principle-

- air for combustion is mechanically induced from outside the building, preventing dirt, lint, dust or other contaminants in the indoor atmosphere from entering the burner and combustion zone of the furnace,
- the air flow is metered to provide optimum and efficient combustion that is unaffected by negative building pressure or wind,
- after combustion, the air is exhausted back to the outdoor atmosphere.



Reznor separated combustion products provide all of the benefits while requiring only one building penetration. See the venting illustrations below.

Use only approved vent terminals. No other venting arrangements are approved or certified for use with Models UDAS, UDBS or UEAS heaters. Either the horizontal vent/combustion air terminal kit (Option CC6 or Option CC14) or the vertical vent/combustion air terminal kit (Option CC2) is required.

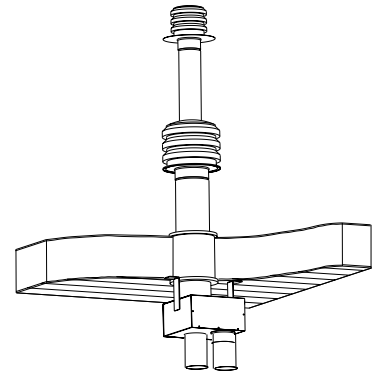
Refer to Venting Installation Manual Form I-UD-V-SC for Models UDAS and UDBS; Form I-UEAS for Model UEAS. Or contact your Reznor Representative at 800-695-1901 for more detailed information.

For installations where dirt, dust, and other air borne contamination is present in the indoor environment, it is recommended to use separated combustion units (UDAS, UDBS). These models use air from outside the space for combustion. This will help reduce the build up of contaminants on the burner which would affect the combustion process. Refer to the installation manuals for recommended frequency of maintenance and cleaning.

Vertical Venting of Separated Combustion Unit through Roof

- See the illustration to the right for a typical installation of one vertical vent terminal and concentric adapter. If vertical vent (Option CC2) is selected, a vertical vent terminal/combustion-air inlet assembly is provided.

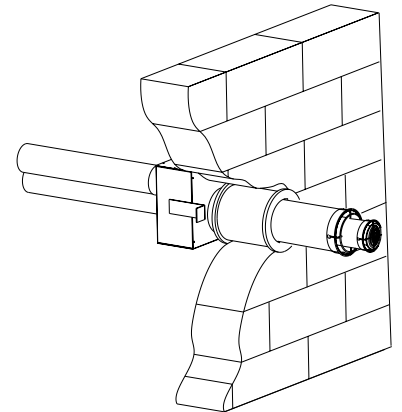
NOTE: Illustration for typical installation example only. Vent terminals may vary based on heater size and model.



Horizontal Venting of Separated Combustion Unit through Wall

- See the illustration to the right for a typical installation of a single horizontal vent terminal and concentric adapter. When Option CC6 is ordered, one horizontal vent terminal/combustion air inlet assembly is provided.

NOTE: Illustration for typical installation example only. Vent terminals may vary based on heater size and model.



Residential Garage - Horizontal Venting of Separated Combustion Unit through Wall

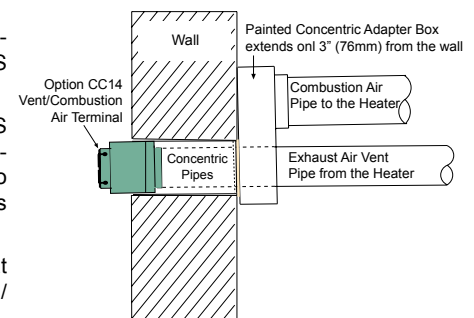
(Models UDAS and UDBS Only)

Option CC14, the Compact, Aesthetic, Concentric Vent/Combustion Air, Horizontal Vent Kit is for use with Model UDAS and UDBS in sizes 30, 45, 60, and 75.

The most common use for these vent kit is for Model UDAS for residential garage installations. This option allows a homeowner to vent out a side wall and avoid the unsightly 18" to 36" exhaust vent. This attractive vent kit preserves the home's exterior appearance.

For more information, contact your Reznor Representative at 800-695-1901, or see the instruction manual Form I-UDAS/UDBS-ASC.

NOTE: Siding trim is field-supplied by contractor to match home appearance.

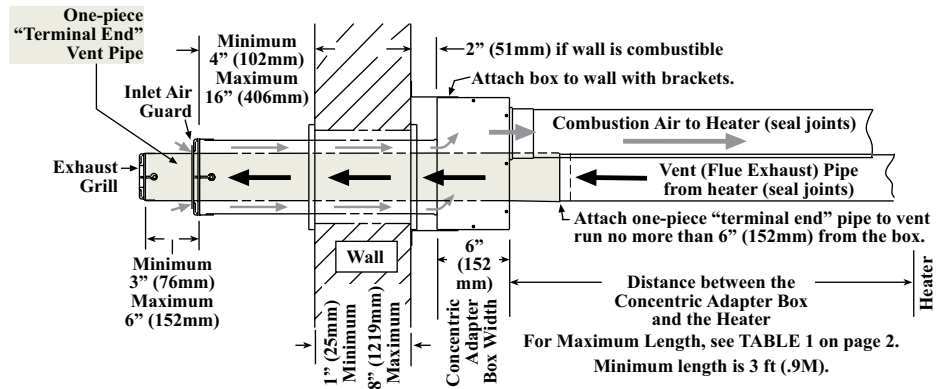


Horizontal Vent Terminal/Combustion Air Inlet Assembly (Option CC6)

Approved vent terminals are illustrated below. No other venting arrangements are approved or certified for use with Reznor separated combustion heaters.

Both the horizontal and vertical assemblies include: concentric adapter, screened exhaust or cap, inlet ring or inlet cap, rubber gasket ring and a tube of high temperature silicone rubber sealant; all shipped separately.

TOP VIEW



SIDE VIEW

Model SDH Sizes	X*	Y
75, 100	4 ft 1.2 M	18" 457 mm
125, 150, 175, 200, 225	4 ft 1.2 M	24" 610 mm
250, 300, 350, 400A	6 ft 1.8 M	36" 914 mm

*Minimum - Check for and comply with local Codes.

